

TECHNICAL DATA

Product: ZUMM Shelving-unit- 2 shelves

Design : Lieve Altherr Molina



Technical data:

Modular Shelving-unit system

Adjustable feet: 2 per composition
Steel foot epoxy 9006 painted.

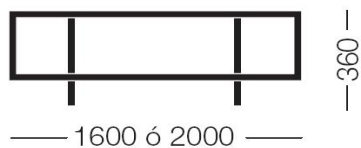
Shelves: Extruded aluminium with slightly grooved surface, 15mm thick
50cm depth shelves consist of 2 profiles (32,5+17,5cm)

Spacers: Rod 16x330 or 16x400mm diam. Finish in matt or black chrome

Sliding doors: Extruded aluminium frame. Glass: beige, coffee, aluminium or red colours.

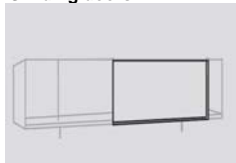
Side covers Aluminium sheet 6mm thick, painted in aluminium or black colour.

Rear panels: Steel sheet 1mm epoxy coated.



Accessories & components:

Sliding doors



80 x 36 cm.

Side covers



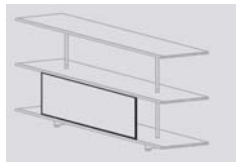
23 x 50 cm.
36 x 32,4 cm.

Rear panels



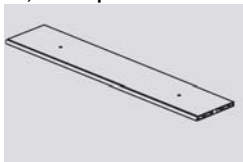
160 x 33 cm.
200 x 33 cm.

Metacrilate door



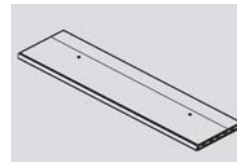
750 x 337 x 3 mm.

32,5 cm depth shelf



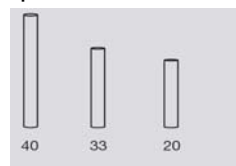
160 cm.
200 cm.

Estante fondo 50 cm.



160 cm.
200 cm.

Spacers

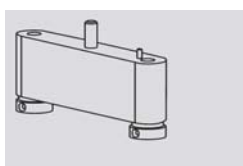


40

33

20

Foot



16 x 3 cm.
34 x 3 cm.
51 x 3 cm.