

## TECHNICAL DATA

**Product:** ZUMM shelving-unit with 6 shelves

**Design:** Lievore Altherr Molina



### Technical data:

**Modular Shelving-unit system**

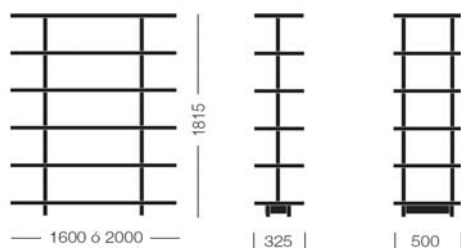
**Adjustable feet:** 2 per composition

Steel foot epoxy 9006 painted.

**Shelves:** Extruded aluminium with slightly grooved surface, 15mm thick  
50cm depth shelves consist of 2 profiles (32,5+17,5cm)

**Spacers:** Rod 16x330 or 16x400mm diam. Finish in matt or black chrome

**Rear panels:** Steel sheet 1mm epoxy painted



### Accessories & components:

#### Metacrilate door



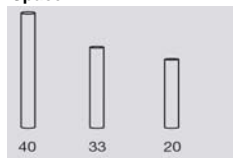
750 x 337 x 3 mm.

#### Rear panels



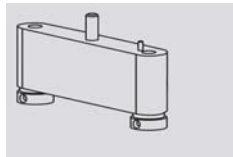
160 x 33 cm.  
200 x 33 cm.

#### Spacer



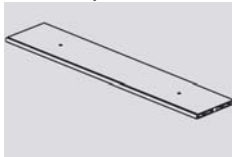
40 33 20

#### Foot



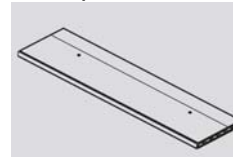
16 x 3 cm.  
34 x 3 cm.  
51 x 3 cm.

#### 32,5cm depth shelf



160 cm.  
200 cm.

#### 50cm depth shelf



160 cm.  
200 cm.