

TECHNICAL DATA

Product : BILDU Bench

Design : Mario Ruiz



Technical data :

Modular seating built with front pad or fully upholstered seat, aluminium side legs and extension aluminium linking beam.

Seats :

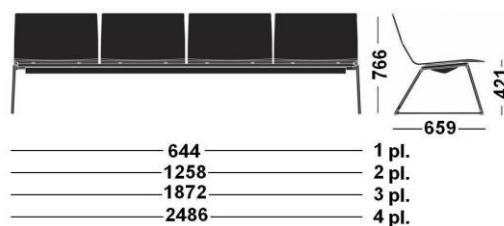
Plywood 10mm thickness, exterior sheets in recomposed oak.

Upholstered or non upholstered.

Tables : Compact 12mm thickness.

C.O.M. upholstered : 1 seater : 1,70 x 1,40 m.

4 seaters : 6,80 x 1,40 m.



Legs and armrests :

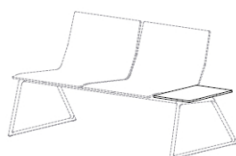
Die-cast aluminium and epoxy painted.

Linking beam :

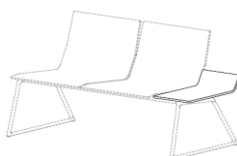
Extruded aluminium and epoxy painted.

Accessories :

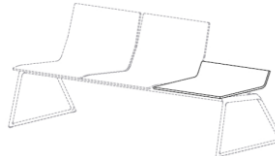
Side table



Small Curved Lateral Table



Large Curved Lateral Table



Protective Screen



In-between arm



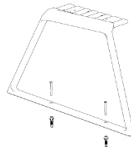
Side armrest



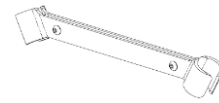
Electrification



Fixation to floor



Back to back spacer



Recliner

