

Sellex

TECHNICAL DATA

Product : SQUARE 6 seaters

Design : Mario Ruiz



Technical features:

SEAT AND BACKREST : Seat and backrest with support of MDF 19 mm thick and 40 kg/m3 density foam on the seat and 30 kg/m3 on the backrest, upholstered in different catalogue fabrics.

ARMRESTS : MDF board 16 mm thick and 40 kg/m3 foam upholstered in different catalogue fabrics.

FRAME : Aluminium extruded tube frame.

LEGS :


Close Leg : Die-cast aluminium leg lacquered in epoxy.

Corner Leg : Die-cast aluminium leg lacquered in epoxy.

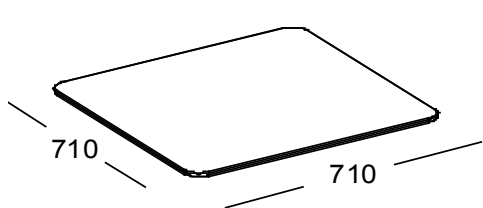
Wooden Leg : Steel leg lacquered in epoxy and solid beechwood cover, varnished or stained.

TABLE : Melamine board 16 mm thick.

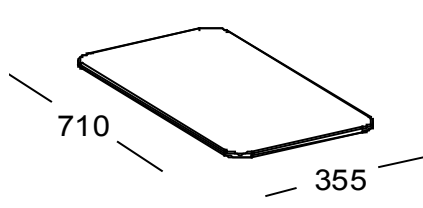
ELECTRIFICATION : Connection module of 2 USB load.



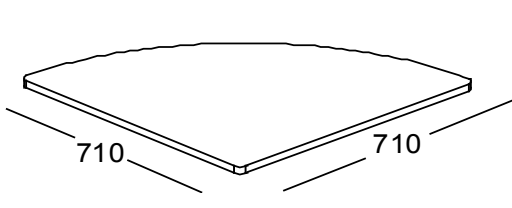
Accessories :



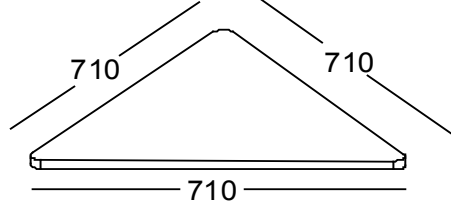
710x710 Table



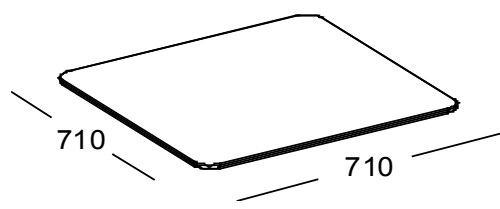
710x355 Table



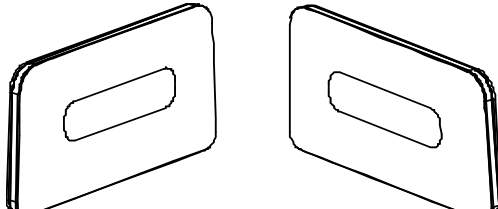
Quarter circle
linking table



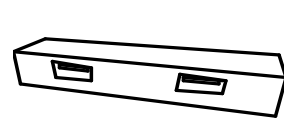
Triangular
linking table



Central linking table



Side armrest



Electrification